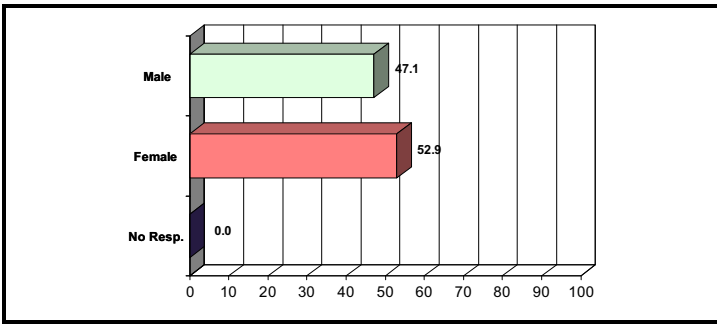


1. Gender:

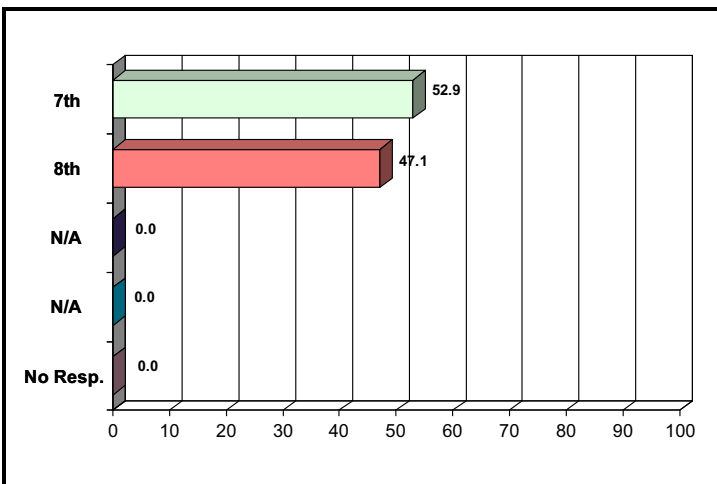


1. Gender:

(n = 34)

| Responses   | Freq. | Percent |
|-------------|-------|---------|
| Male        | 16    | 47.1    |
| Female      | 18    | 52.9    |
| No Response | 0     | 0.0     |

2. Grade:

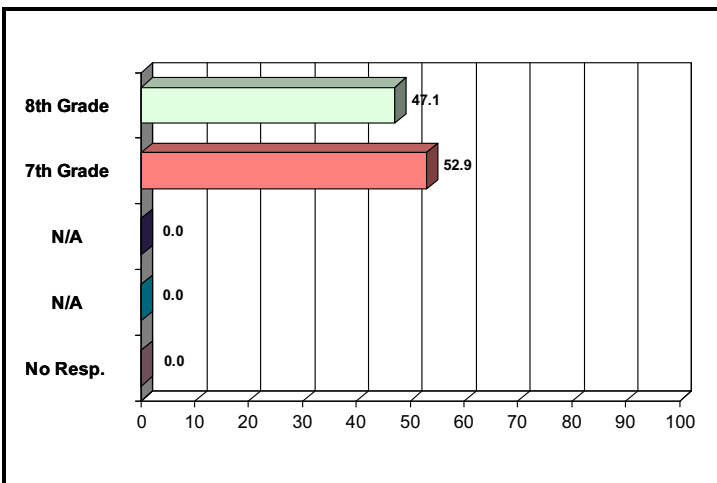


2. Grade:

(n = 34)

| Responses   | Freq. | Percent |
|-------------|-------|---------|
| 7th         | 18    | 52.9    |
| 8th         | 16    | 47.1    |
| N/A         | 0     | 0.0     |
| N/A         | 0     | 0.0     |
| No Response | 0     | 0.0     |

3. Participation Level:

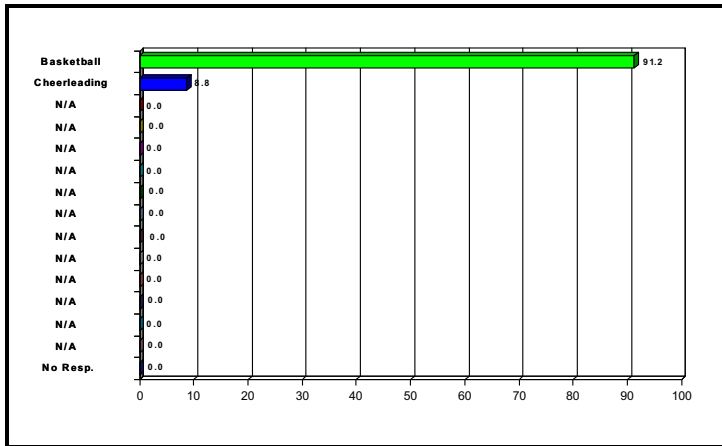


3. Participation Level:

(n = 34)

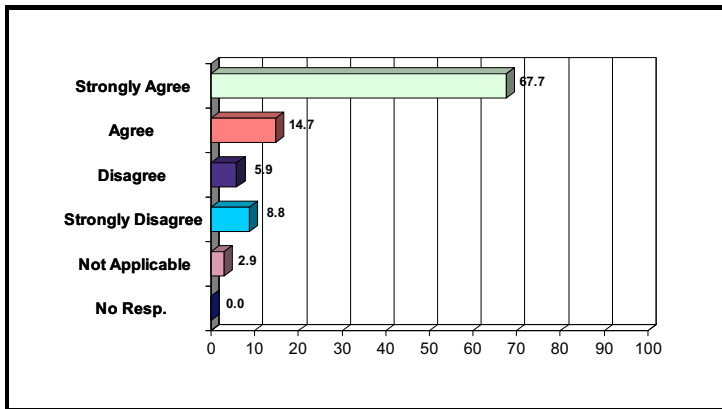
| Responses   | Freq. | Percent |
|-------------|-------|---------|
| 8th Grade   | 16    | 47.1    |
| 7th Grade   | 18    | 52.9    |
| N/A         | 0     | 0.0     |
| N/A         | 0     | 0.0     |
| No Response | 0     | 0.0     |

4. Sport: (Choose Only One!)



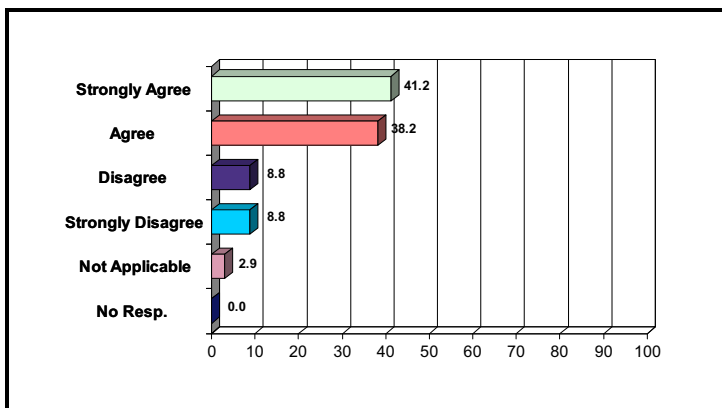
| 4. Sport: (Choose Only One!)<br>(n = 34) |       |         |
|--|-------|---------|
| Responses                                | Freq. | Percent |
| Basketball                               | 31    | 91.2    |
| Cheerleading                             | 3     | 8.8     |
| N/A                                      | 0     | 0.0     |
| N/A                                      | 0     | 0.0     |
| N/A                                      | 0     | 0.0     |
| N/A                                      | 0     | 0.0     |
| N/A                                      | 0     | 0.0     |
| N/A                                      | 0     | 0.0     |
| N/A                                      | 0     | 0.0     |
| N/A                                      | 0     | 0.0     |
| N/A                                      | 0     | 0.0     |
| N/A                                      | 0     | 0.0     |
| N/A                                      | 0     | 0.0     |
| N/A                                      | 0     | 0.0     |
| N/A                                      | 0     | 0.0     |
| No Response                              | 0     | 0.0     |

5. I am having fun on this team and am glad that I am playing this sport.



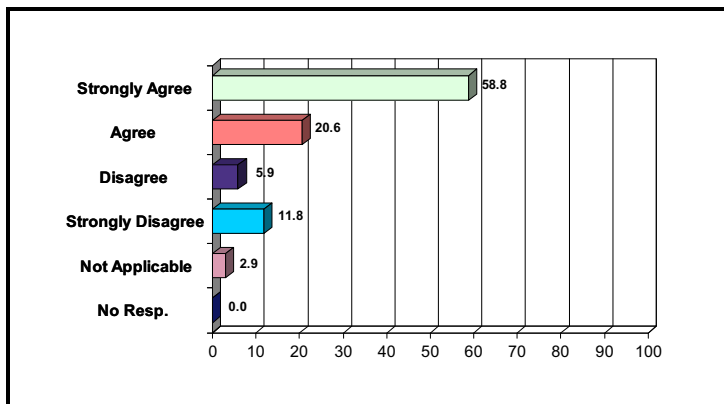
| 5. I am having fun on this team and am glad that I am playing this sport.<br>(n = 34) |       |         |
|---|-------|---------|
| Responses   | Freq. | Percent |
| Strongly Agree  | 23    | 67.6    |
| Agree   | 5     | 14.7    |
| Disagree  | 2     | 5.9     |
| Strongly Disagree   | 3     | 8.8     |
| Not Applicable  | 1     | 2.9     |
| No Response   | 0     | 0.0     |

6. I believe my sport is treated equally and as fairly as other sports. Our equipment is safe and uniforms are nice.



| 6. I believe my sport is treated equally and as fairly as other sports. Our equipment is safe and uniforms are nice.<br>(n = 34) |       |         |
|--|-------|---------|
| Responses  | Freq. | Percent |
| Strongly Agree   | 14    | 41.2    |
| Agree  | 13    | 38.2    |
| Disagree   | 3     | 8.8     |
| Strongly Disagree  | 3     | 8.8     |
| Not Applicable   | 1     | 2.9     |
| No Response  | 0     | 0.0     |

7. I feel comfortable asking my coaches about playing time and what I can do to improve my skills individually.

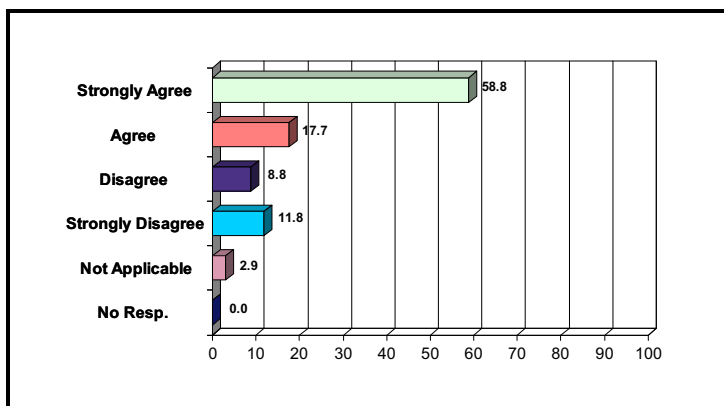


**7. I feel comfortable asking my coaches about playing time and what I can do to improve my skills individually.**

(n = 34)

| Responses         | Freq. | Percent |
|-------------------|-------|---------|
| Strongly Agree    | 20    | 58.8    |
| Agree             | 7     | 20.6    |
| Disagree          | 2     | 5.9     |
| Strongly Disagree | 4     | 11.8    |
| Not Applicable    | 1     | 2.9     |
| No Response       | 0     | 0.0     |

8. I feel my coaches really care about me as a person as well as a player. I know I can talk to them about my concerns.

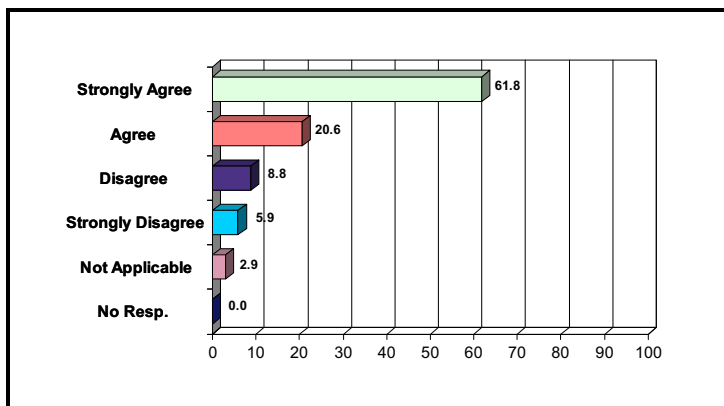


**8. I feel my coaches really care about me as a person as well as a player. I know I can talk to them about my concerns.**

(n = 34)

| Responses         | Freq. | Percent |
|-------------------|-------|---------|
| Strongly Agree    | 20    | 58.8    |
| Agree             | 6     | 17.6    |
| Disagree          | 3     | 8.8     |
| Strongly Disagree | 4     | 11.8    |
| Not Applicable    | 1     | 2.9     |
| No Response       | 0     | 0.0     |

9. I feel my playing (participation) time was equal to my effort and ability.

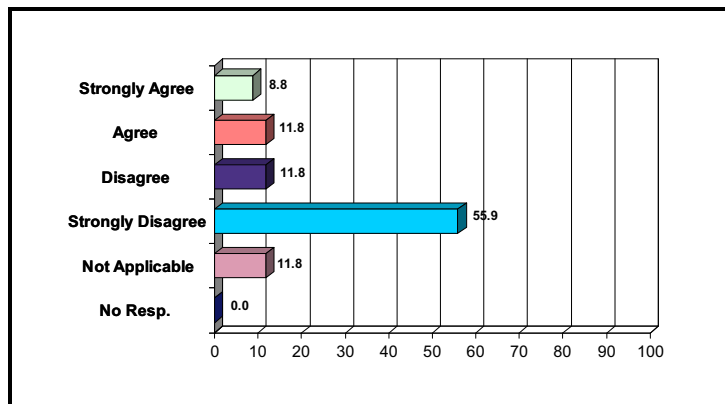


**9. I feel my playing (participation) time was equal to my effort and ability.**

(n = 34)

| Responses         | Freq. | Percent |
|-------------------|-------|---------|
| Strongly Agree    | 21    | 61.8    |
| Agree             | 7     | 20.6    |
| Disagree          | 3     | 8.8     |
| Strongly Disagree | 2     | 5.9     |
| Not Applicable    | 1     | 2.9     |
| No Response       | 0     | 0.0     |

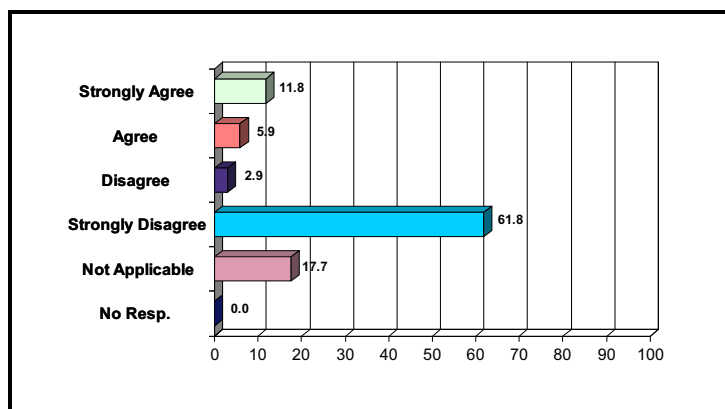
10. I rarely receive praise or a pat-on-the-back from my coach—it's usually negative feedback!



**10. I rarely receive praise or a pat-on-the-back from my coach—it's usually negative feedback!**  
(n = 34)

| Responses         | Freq. | Percent |
|-------------------|-------|---------|
| Strongly Agree    | 3     | 8.8     |
| Agree             | 4     | 11.8    |
| Disagree          | 4     | 11.8    |
| Strongly Disagree | 19    | 55.9    |
| Not Applicable    | 4     | 11.8    |
| No Response       | 0     | 0.0     |

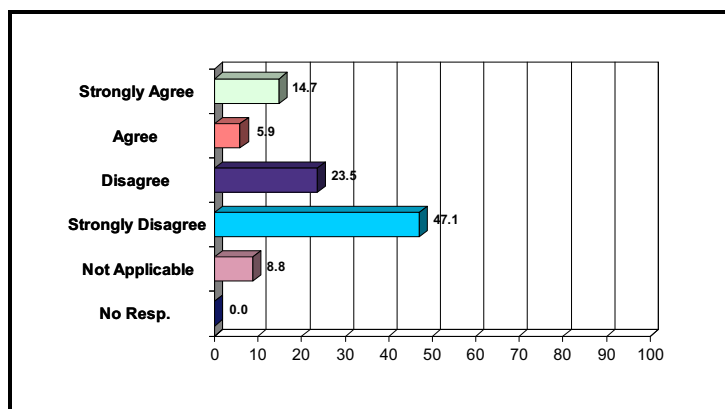
11. Members of my team used drugs, alcohol, and/or tobacco during the season.



**11. Members of my team used drugs, alcohol, and/or tobacco during the season.**  
(n = 34)

| Responses         | Freq. | Percent |
|-------------------|-------|---------|
| Strongly Agree    | 4     | 11.8    |
| Agree             | 2     | 5.9     |
| Disagree          | 1     | 2.9     |
| Strongly Disagree | 21    | 61.8    |
| Not Applicable    | 6     | 17.6    |
| No Response       | 0     | 0.0     |

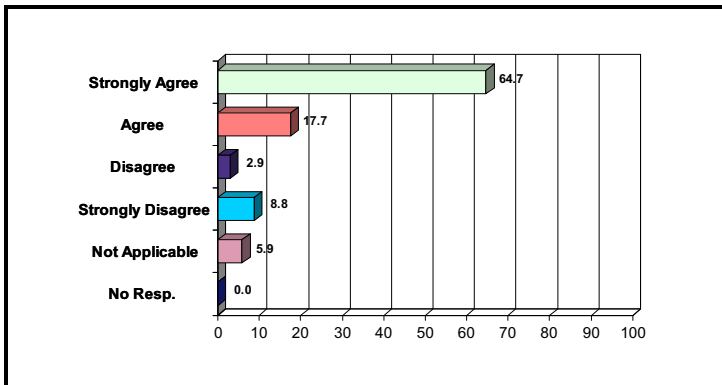
12. My coach really plays favorites. There are different rules for different players on my team. It's not fair.



**12. My coach really plays favorites. There are different rules for different players on my team. It's not fair.**  
(n = 34)

| Responses         | Freq. | Percent |
|-------------------|-------|---------|
| Strongly Agree    | 5     | 14.7    |
| Agree             | 2     | 5.9     |
| Disagree          | 8     | 23.5    |
| Strongly Disagree | 16    | 47.1    |
| Not Applicable    | 3     | 8.8     |
| No Response       | 0     | 0.0     |

13. My coaches are very knowledgeable about my sport, and are very good at teaching me the skills necessary to improve and compete at my position.

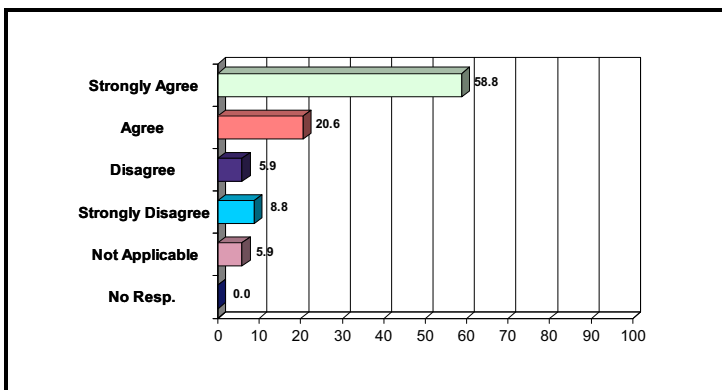


**13. My coaches are very knowledgeable about my sport, and are very good at teaching me the skills necessary to improve and compete at my position.**

(n = 34)

| Responses         | Freq. | Percent |
|-------------------|-------|---------|
| Strongly Agree    | 22    | 64.7    |
| Agree             | 6     | 17.6    |
| Disagree          | 1     | 2.9     |
| Strongly Disagree | 3     | 8.8     |
| Not Applicable    | 2     | 5.9     |
| No Response       | 0     | 0.0     |

14. My coaches clearly defined my role on the team and what was expected of me.

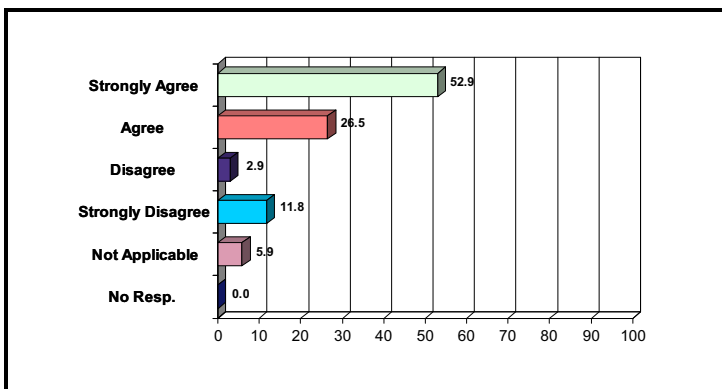


**14. My coaches clearly defined my role on the team and what was expected of me.**

(n = 34)

| Responses         | Freq. | Percent |
|-------------------|-------|---------|
| Strongly Agree    | 20    | 58.8    |
| Agree             | 7     | 20.6    |
| Disagree          | 2     | 5.9     |
| Strongly Disagree | 3     | 8.8     |
| Not Applicable    | 2     | 5.9     |
| No Response       | 0     | 0.0     |

15. My coaches have high expectations regarding good sportsmanship, behavior and good grades and discuss these with our team on a regular basis.

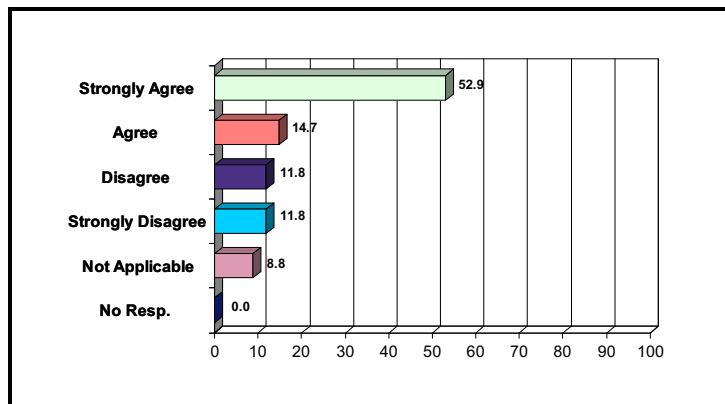


**15. My coaches have high expectations regarding good sportsmanship, behavior and good grades and discuss these with our team on a regular basis.**

(n = 34)

| Responses         | Freq. | Percent |
|-------------------|-------|---------|
| Strongly Agree    | 18    | 52.9    |
| Agree             | 9     | 26.5    |
| Disagree          | 1     | 2.9     |
| Strongly Disagree | 4     | 11.8    |
| Not Applicable    | 2     | 5.9     |
| No Response       | 0     | 0.0     |

16. My coaches rarely use profanity and strongly discourage team members from this type of behavior.

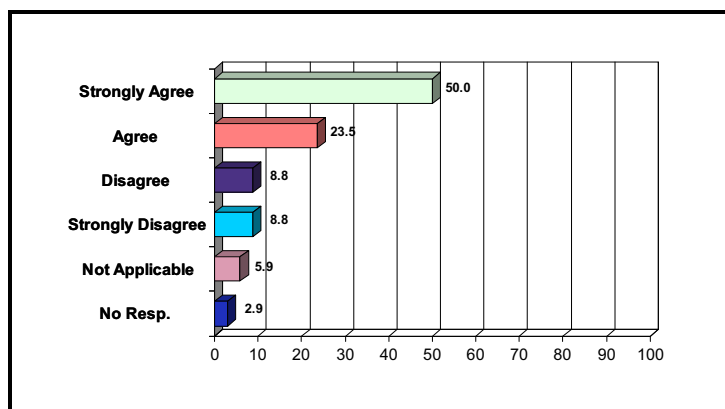


**16. My coaches rarely use profanity and strongly discourage team members from this type of behavior.**

(n = 34)

| Responses         | Freq. | Percent |
|-------------------|-------|---------|
| Strongly Agree    | 18    | 52.9    |
| Agree             | 5     | 14.7    |
| Disagree          | 4     | 11.8    |
| Strongly Disagree | 4     | 11.8    |
| Not Applicable    | 3     | 8.8     |
| No Response       | 0     | 0.0     |

17. My coaches stressed positives and did not embarrass or belittle me.

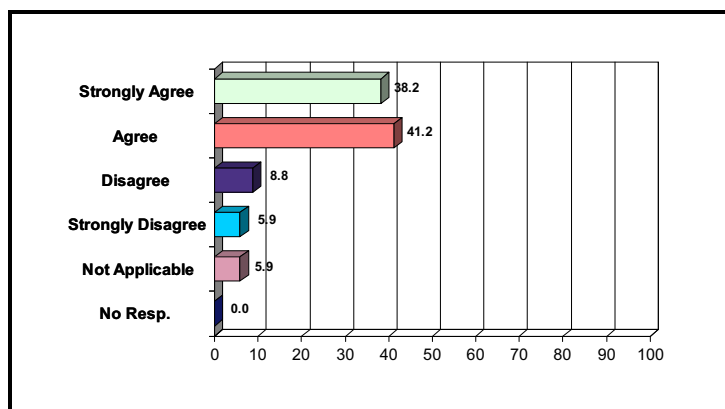


**17. My coaches stressed positives and did not embarrass or belittle me.**

(n = 34)

| Responses         | Freq. | Percent |
|-------------------|-------|---------|
| Strongly Agree    | 17    | 50.0    |
| Agree             | 8     | 23.5    |
| Disagree          | 3     | 8.8     |
| Strongly Disagree | 3     | 8.8     |
| Not Applicable    | 2     | 5.9     |
| No Response       | 1     | 2.9     |

18. My coaches were respectful toward officials (referees, umpires) and our opponents during competitions.

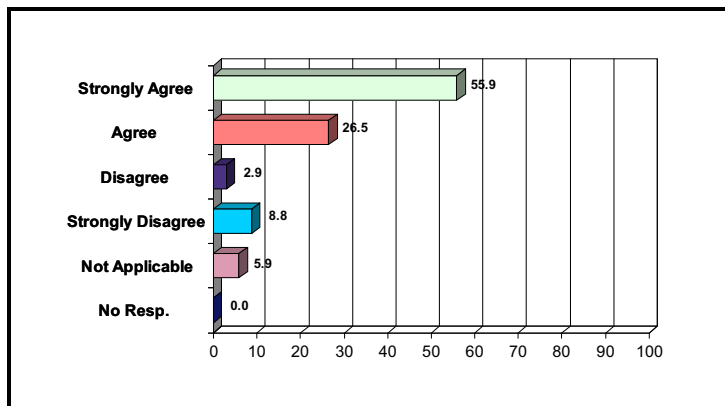


**18. My coaches were respectful toward officials (referees, umpires) and our opponents during competitions.**

(n = 34)

| Responses         | Freq. | Percent |
|-------------------|-------|---------|
| Strongly Agree    | 13    | 38.2    |
| Agree             | 14    | 41.2    |
| Disagree          | 3     | 8.8     |
| Strongly Disagree | 2     | 5.9     |
| Not Applicable    | 2     | 5.9     |
| No Response       | 0     | 0.0     |

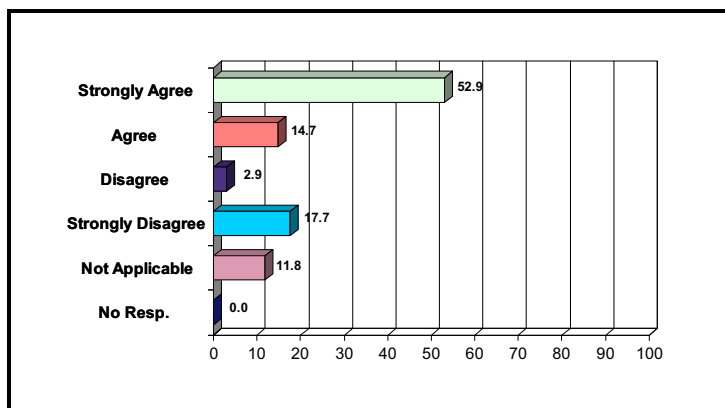
19. My coaches work us hard to get into tip-top shape for my sport. I feel I am in excellent condition.



**19. My coaches work us hard to get into tip-top shape for my sport. I feel I am in excellent condition.**  
(n = 34)

| Responses         | Freq. | Percent |
|-------------------|-------|---------|
| Strongly Agree    | 19    | 55.9    |
| Agree             | 9     | 26.5    |
| Disagree          | 1     | 2.9     |
| Strongly Disagree | 3     | 8.8     |
| Not Applicable    | 2     | 5.9     |
| No Response       | 0     | 0.0     |

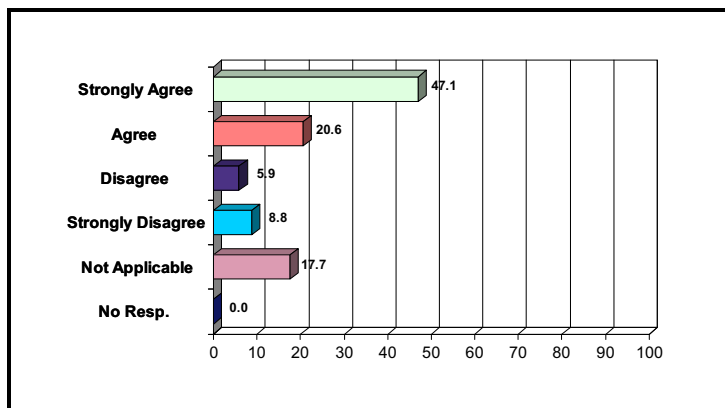
20. My participation in this sport assisted me in making appropriate decisions related to drug, alcohol, and tobacco use.



**20. My participation in this sport assisted me in making appropriate decisions related to drug, alcohol, and tobacco use.**  
(n = 34)

| Responses         | Freq. | Percent |
|-------------------|-------|---------|
| Strongly Agree    | 18    | 52.9    |
| Agree             | 5     | 14.7    |
| Disagree          | 1     | 2.9     |
| Strongly Disagree | 6     | 17.6    |
| Not Applicable    | 4     | 11.8    |
| No Response       | 0     | 0.0     |

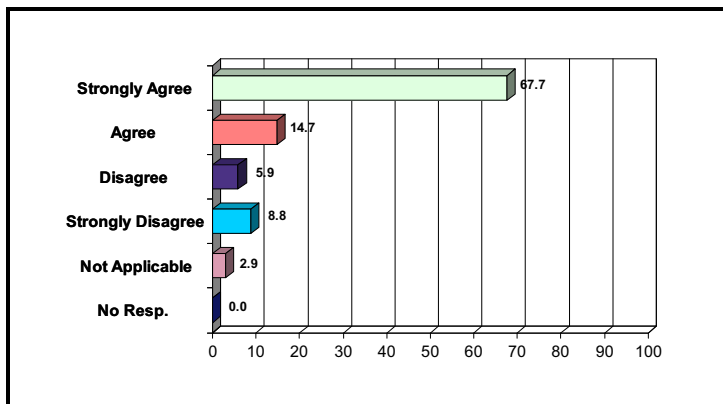
21. My participation in this sport enhanced my social-interpersonal skills (ability to get along with others).



**21. My participation in this sport enhanced my social-interpersonal skills (ability to get along with others).**  
(n = 34)

| Responses         | Freq. | Percent |
|-------------------|-------|---------|
| Strongly Agree    | 16    | 47.1    |
| Agree             | 7     | 20.6    |
| Disagree          | 2     | 5.9     |
| Strongly Disagree | 3     | 8.8     |
| Not Applicable    | 6     | 17.6    |
| No Response       | 0     | 0.0     |

22. Overall—my parents are happy with my coaches and this season's experience.

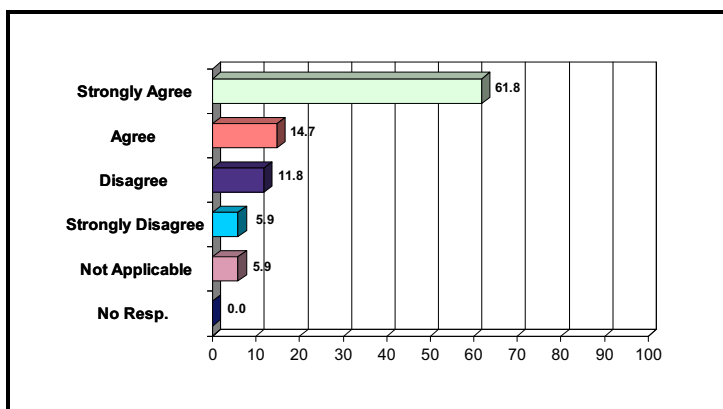


**22. Overall—my parents are happy with my coaches and this season's experience.**

(n = 34)

| Responses         | Freq. | Percent |
|-------------------|-------|---------|
| Strongly Agree    | 23    | 67.6    |
| Agree             | 5     | 14.7    |
| Disagree          | 2     | 5.9     |
| Strongly Disagree | 3     | 8.8     |
| Not Applicable    | 1     | 2.9     |
| No Response       | 0     | 0.0     |

23. While involved in this sport, I felt more connected to our school and my peers.

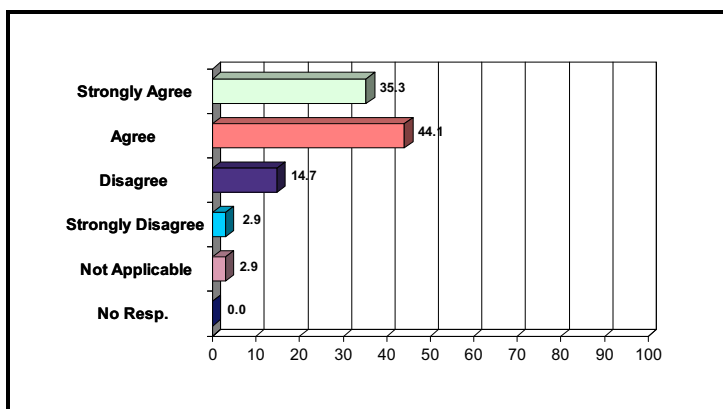


**23. While involved in this sport, I felt more connected to our school and my peers.**

(n = 34)

| Responses         | Freq. | Percent |
|-------------------|-------|---------|
| Strongly Agree    | 21    | 61.8    |
| Agree             | 5     | 14.7    |
| Disagree          | 4     | 11.8    |
| Strongly Disagree | 2     | 5.9     |
| Not Applicable    | 2     | 5.9     |
| No Response       | 0     | 0.0     |

24. While involved in this sport, my study habits and grades improved.



**24. While involved in this sport, my study habits and grades improved.**

(n = 34)

| Responses         | Freq. | Percent |
|-------------------|-------|---------|
| Strongly Agree    | 12    | 35.3    |
| Agree             | 15    | 44.1    |
| Disagree          | 5     | 14.7    |
| Strongly Disagree | 1     | 2.9     |
| Not Applicable    | 1     | 2.9     |
| No Response       | 0     | 0.0     |