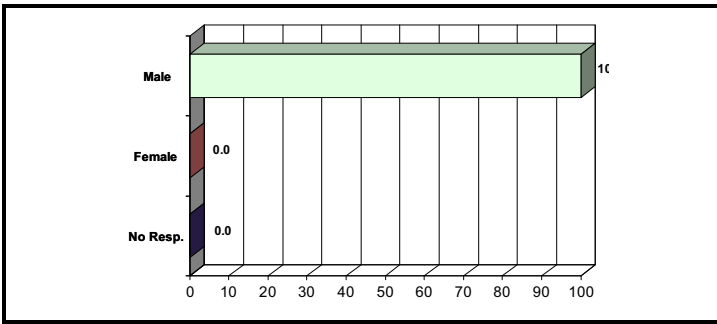


1. Gender:

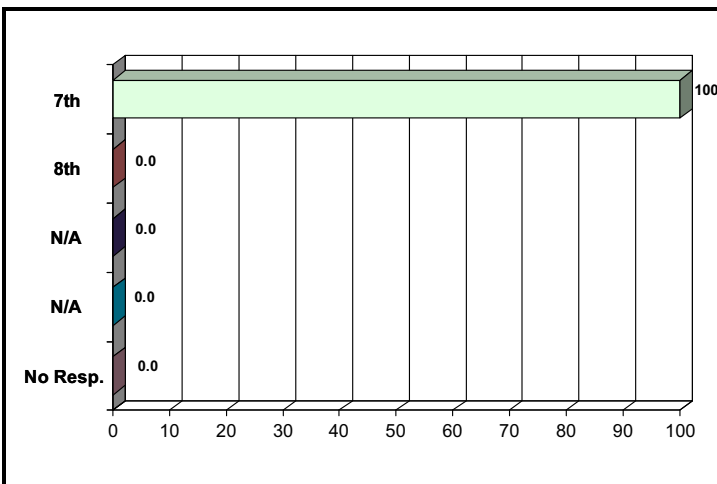


1. Gender:

(n = 8)

Responses	Freq.	Percent
Male	8	100.0
Female	0	0.0
No Response	0	0.0

2. Grade:

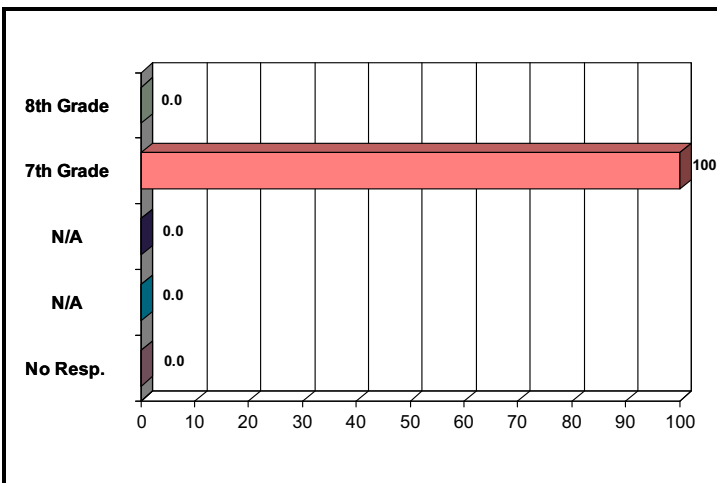


2. Grade:

(n = 8)

Responses	Freq.	Percent
7th	8	100.0
8th	0	0.0
N/A	0	0.0
N/A	0	0.0
No Response	0	0.0

3. Participation Level:

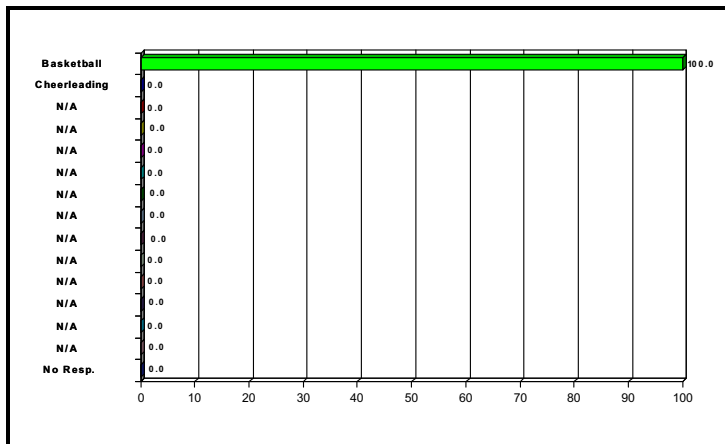


3. Participation Level:

(n = 8)

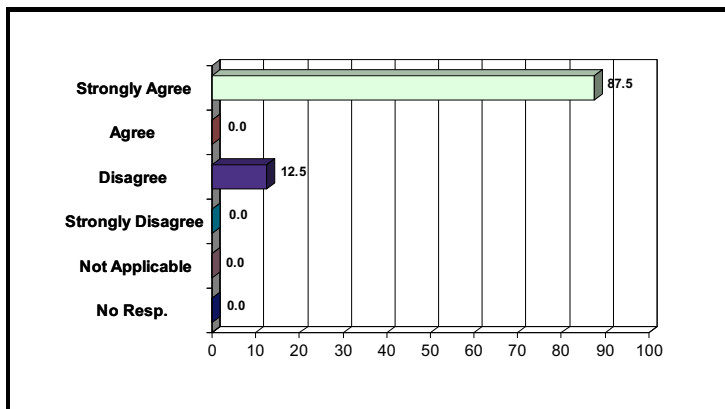
Responses	Freq.	Percent
8th Grade	0	0.0
7th Grade	8	100.0
N/A	0	0.0
N/A	0	0.0
No Response	0	0.0

4. Sport: (Choose Only One!)



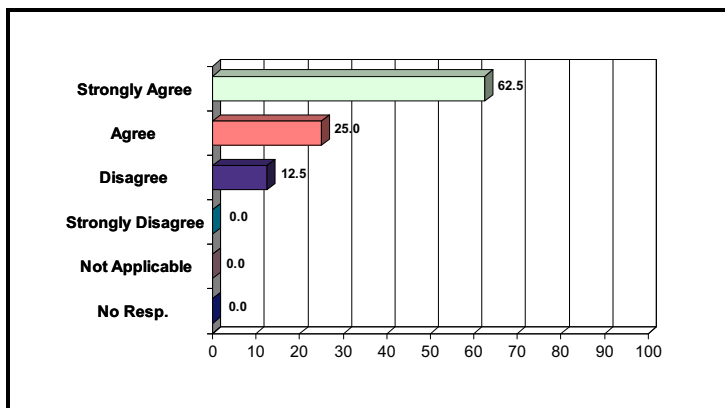
4. Sport: (Choose Only One!) (n = 8)		
Responses	Freq.	Percent
Basketball	8	100.0
Cheerleading	0	0.0
N/A	0	0.0
N/A	0	0.0
N/A	0	0.0
N/A	0	0.0
N/A	0	0.0
N/A	0	0.0
N/A	0	0.0
N/A	0	0.0
N/A	0	0.0
N/A	0	0.0
N/A	0	0.0
N/A	0	0.0
N/A	0	0.0
No Response	0	0.0

5. I am having fun on this team and am glad that I am playing this sport.



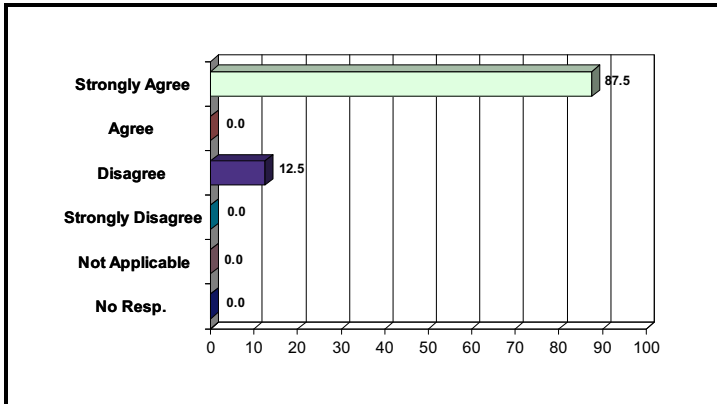
5. I am having fun on this team and am glad that I am playing this sport. (n = 8)		
Responses	Freq.	Percent
Strongly Agree	7	87.5
Agree	0	0.0
Disagree	1	12.5
Strongly Disagree	0	0.0
Not Applicable	0	0.0
No Response	0	0.0

6. I believe my sport is treated equally and as fairly as other sports. Our equipment is safe and uniforms are nice.



6. I believe my sport is treated equally and as fairly as other sports. Our equipment is safe and uniforms are nice. (n = 8)		
Responses	Freq.	Percent
Strongly Agree	5	62.5
Agree	2	25.0
Disagree	1	12.5
Strongly Disagree	0	0.0
Not Applicable	0	0.0
No Response	0	0.0

7. I feel comfortable asking my coaches about playing time and what I can do to improve my skills individually.

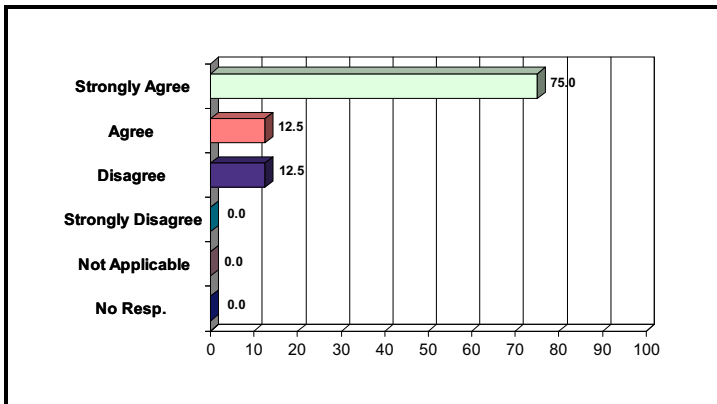


**7. I feel comfortable asking my coaches about playing time and what I can do to improve my skills individually.**

(n = 8)

Responses	Freq.	Percent
Strongly Agree	7	87.5
Agree	0	0.0
Disagree	1	12.5
Strongly Disagree	0	0.0
Not Applicable	0	0.0
No Response	0	0.0

8. I feel my coaches really care about me as a person as well as a player. I know I can talk to them about my concerns.

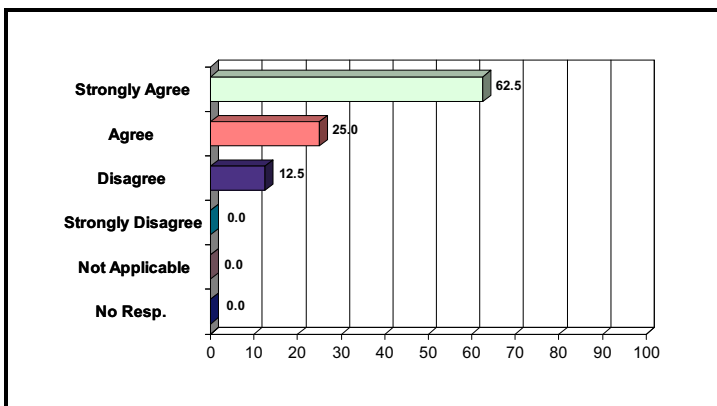


**8. I feel my coaches really care about me as a person as well as a player. I know I can talk to them about my concerns.**

(n = 8)

Responses	Freq.	Percent
Strongly Agree	6	75.0
Agree	1	12.5
Disagree	1	12.5
Strongly Disagree	0	0.0
Not Applicable	0	0.0
No Response	0	0.0

9. I feel my playing (participation) time was equal to my effort and ability.

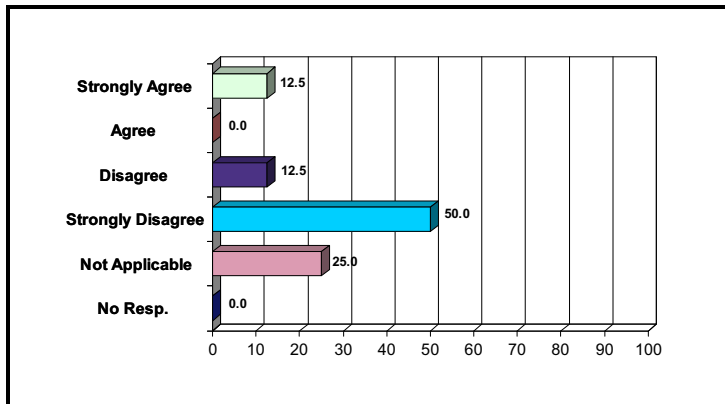


**9. I feel my playing (participation) time was equal to my effort and ability.**

(n = 8)

Responses	Freq.	Percent
Strongly Agree	5	62.5
Agree	2	25.0
Disagree	1	12.5
Strongly Disagree	0	0.0
Not Applicable	0	0.0
No Response	0	0.0

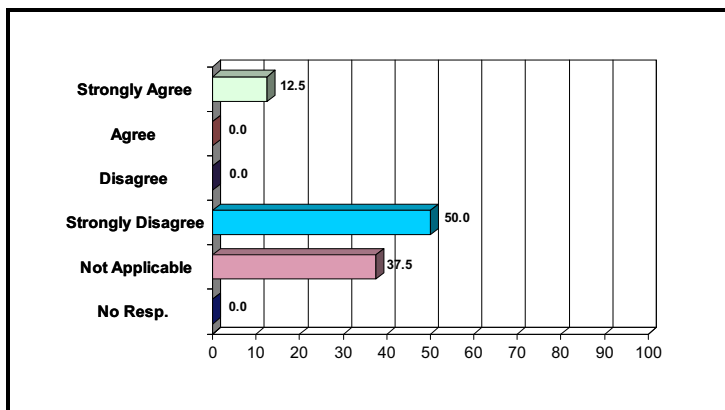
10. I rarely receive praise or a pat-on-the-back from my coach—it's usually negative feedback!



**10. I rarely receive praise or a pat-on-the-back from my coach—it's usually negative feedback!**  
(n = 8)

Responses	Freq.	Percent
Strongly Agree	1	12.5
Agree	0	0.0
Disagree	1	12.5
Strongly Disagree	4	50.0
Not Applicable	2	25.0
No Response	0	0.0

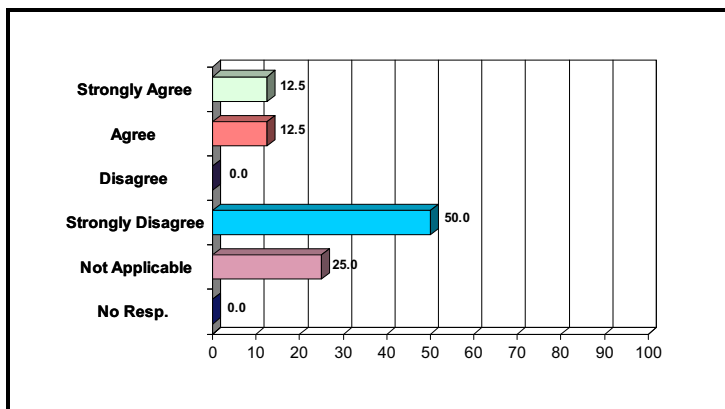
11. Members of my team used drugs, alcohol, and/or tobacco during the season.



**11. Members of my team used drugs, alcohol, and/or tobacco during the season.**  
(n = 8)

Responses	Freq.	Percent
Strongly Agree	1	12.5
Agree	0	0.0
Disagree	0	0.0
Strongly Disagree	4	50.0
Not Applicable	3	37.5
No Response	0	0.0

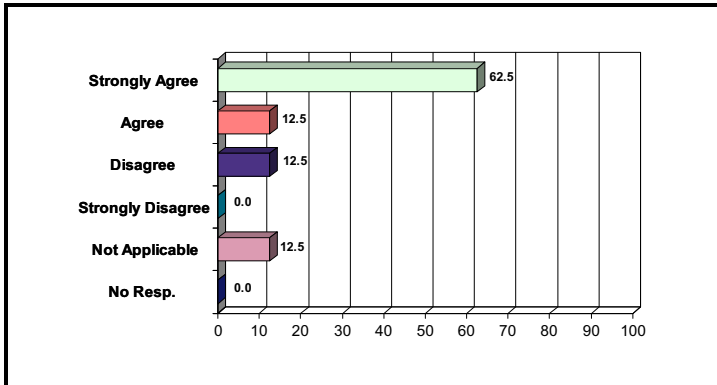
12. My coach really plays favorites. There are different rules for different players on my team. It's not fair.



**12. My coach really plays favorites. There are different rules for different players on my team. It's not fair.**  
(n = 8)

Responses	Freq.	Percent
Strongly Agree	1	12.5
Agree	1	12.5
Disagree	0	0.0
Strongly Disagree	4	50.0
Not Applicable	2	25.0
No Response	0	0.0

13. My coaches are very knowledgeable about my sport, and are very good at teaching me the skills necessary to improve and compete at my position.

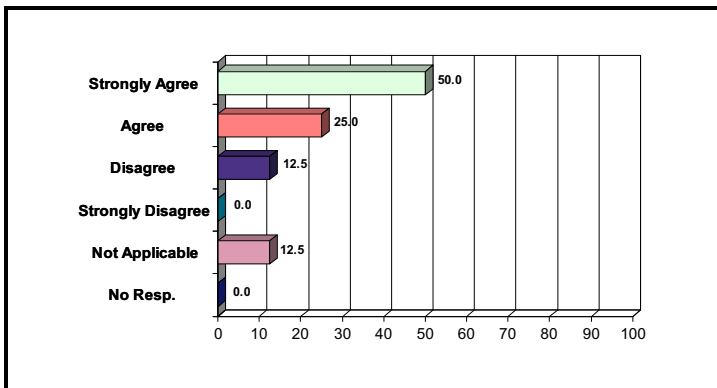


**13. My coaches are very knowledgeable about my sport, and are very good at teaching me the skills necessary to improve and compete at my position.**

(n = 8)

Responses	Freq.	Percent
Strongly Agree	5	62.5
Agree	1	12.5
Disagree	1	12.5
Strongly Disagree	0	0.0
Not Applicable	1	12.5
No Response	0	0.0

14. My coaches clearly defined my role on the team and what was expected of me.

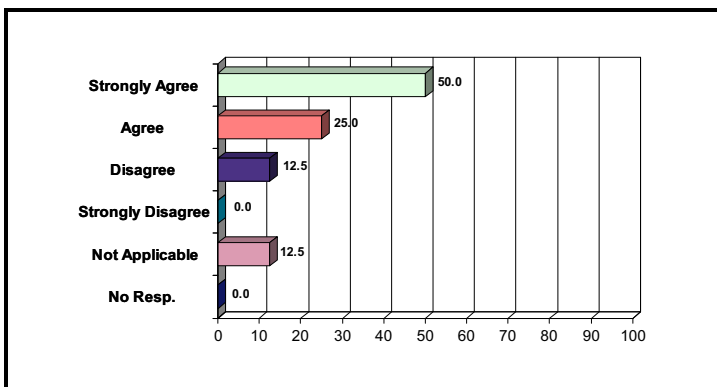


**14. My coaches clearly defined my role on the team and what was expected of me.**

(n = 8)

Responses	Freq.	Percent
Strongly Agree	4	50.0
Agree	2	25.0
Disagree	1	12.5
Strongly Disagree	0	0.0
Not Applicable	1	12.5
No Response	0	0.0

15. My coaches have high expectations regarding good sportsmanship, behavior and good grades and discuss these with our team on a regular basis.

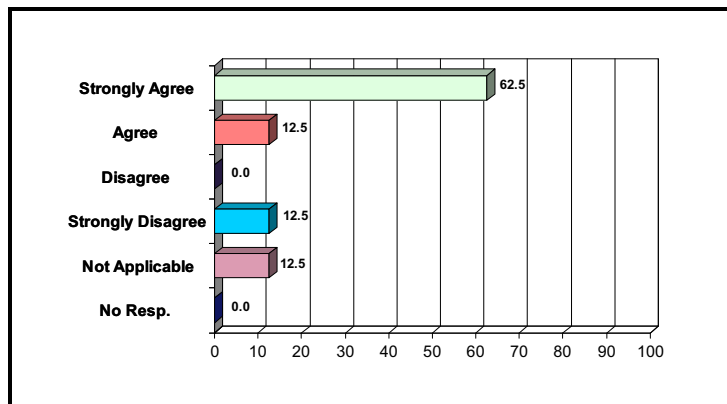


**15. My coaches have high expectations regarding good sportsmanship, behavior and good grades and discuss these with our team on a regular basis.**

(n = 8)

Responses	Freq.	Percent
Strongly Agree	4	50.0
Agree	2	25.0
Disagree	1	12.5
Strongly Disagree	0	0.0
Not Applicable	1	12.5
No Response	0	0.0

16. My coaches rarely use profanity and strongly discourage team members from this type of behavior.

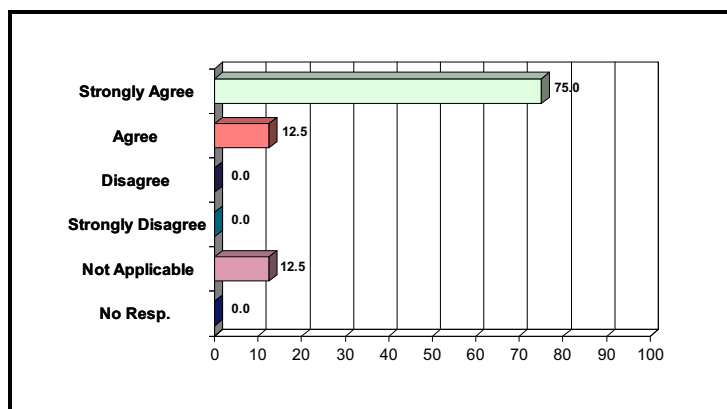


**16. My coaches rarely use profanity and strongly discourage team members from this type of behavior.**

(n = 8)

Responses	Freq.	Percent
Strongly Agree	5	62.5
Agree	1	12.5
Disagree	0	0.0
Strongly Disagree	1	12.5
Not Applicable	1	12.5
No Response	0	0.0

17. My coaches stressed positives and did not embarrass or belittle me.

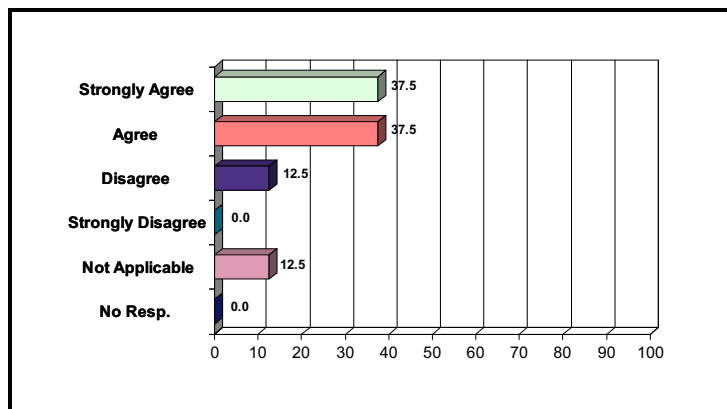


**17. My coaches stressed positives and did not embarrass or belittle me.**

(n = 8)

Responses	Freq.	Percent
Strongly Agree	6	75.0
Agree	1	12.5
Disagree	0	0.0
Strongly Disagree	0	0.0
Not Applicable	1	12.5
No Response	0	0.0

18. My coaches were respectful toward officials (referees, umpires) and our opponents during competitions.

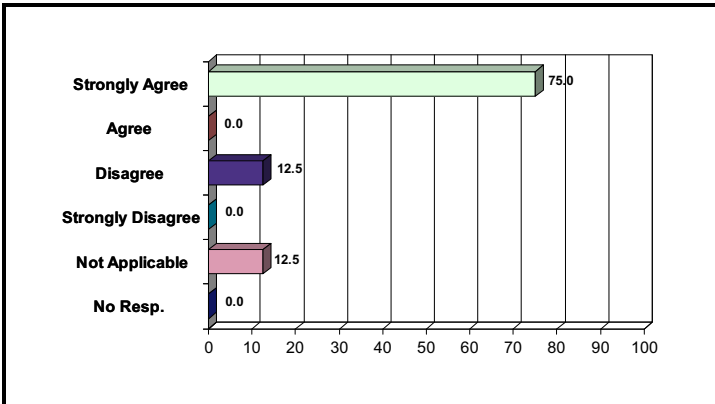


**18. My coaches were respectful toward officials (referees, umpires) and our opponents during competitions.**

(n = 8)

Responses	Freq.	Percent
Strongly Agree	3	37.5
Agree	3	37.5
Disagree	1	12.5
Strongly Disagree	0	0.0
Not Applicable	1	12.5
No Response	0	0.0

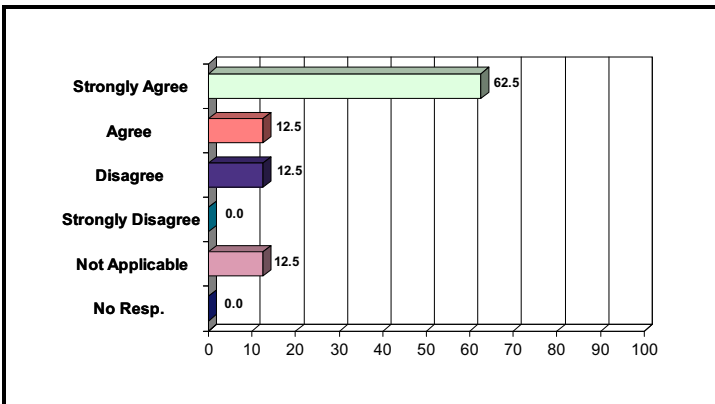
19. My coaches work us hard to get into tip-top shape for my sport. I feel I am in excellent condition.



**19. My coaches work us hard to get into tip-top shape for my sport. I feel I am in excellent condition.**  
(n = 8)

Responses	Freq.	Percent
Strongly Agree	6	75.0
Agree	0	0.0
Disagree	1	12.5
Strongly Disagree	0	0.0
Not Applicable	1	12.5
No Response	0	0.0

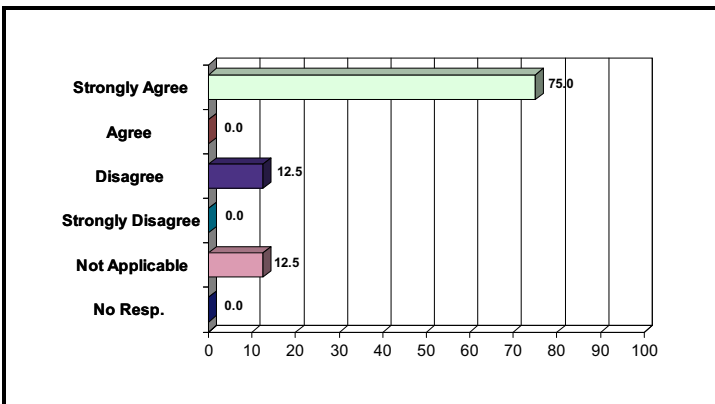
20. My participation in this sport assisted me in making appropriate decisions related to drug, alcohol, and tobacco use.



**20. My participation in this sport assisted me in making appropriate decisions related to drug, alcohol, and tobacco use.**  
(n = 8)

Responses	Freq.	Percent
Strongly Agree	5	62.5
Agree	1	12.5
Disagree	1	12.5
Strongly Disagree	0	0.0
Not Applicable	1	12.5
No Response	0	0.0

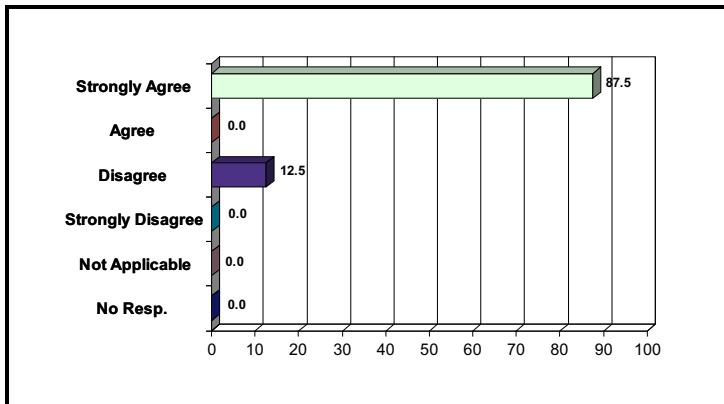
21. My participation in this sport enhanced my social-interpersonal skills (ability to get along with others).



**21. My participation in this sport enhanced my social-interpersonal skills (ability to get along with others).**  
(n = 8)

Responses	Freq.	Percent
Strongly Agree	6	75.0
Agree	0	0.0
Disagree	1	12.5
Strongly Disagree	0	0.0
Not Applicable	1	12.5
No Response	0	0.0

22. Overall—my parents are happy with my coaches and this season’s experience.

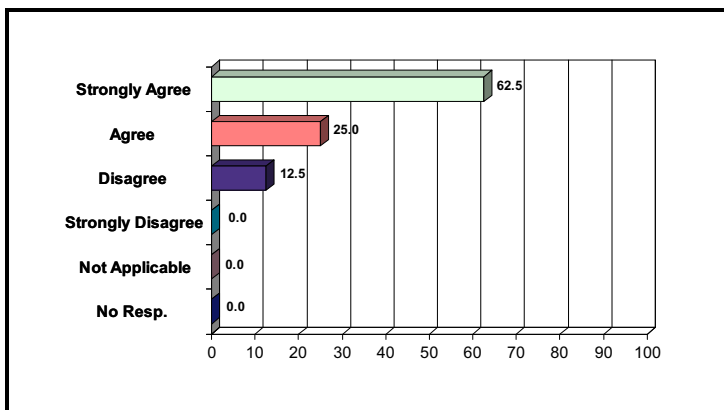


**22. Overall—my parents are happy with my coaches and this season’s experience.**

(n = 8)

Responses	Freq.	Percent
Strongly Agree	7	87.5
Agree	0	0.0
Disagree	1	12.5
Strongly Disagree	0	0.0
Not Applicable	0	0.0
No Response	0	0.0

23. While involved in this sport, I felt more connected to our school and my peers.

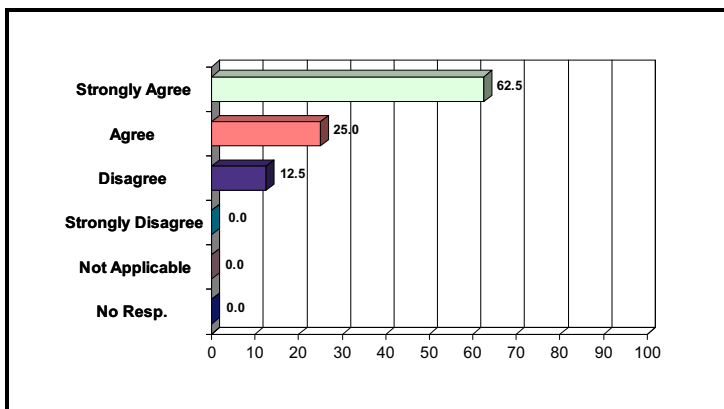


**23. While involved in this sport, I felt more connected to our school and my peers.**

(n = 8)

Responses	Freq.	Percent
Strongly Agree	5	62.5
Agree	2	25.0
Disagree	1	12.5
Strongly Disagree	0	0.0
Not Applicable	0	0.0
No Response	0	0.0

24. While involved in this sport, my study habits and grades improved.

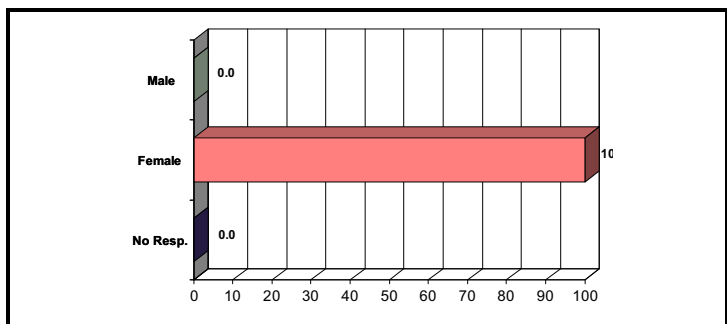


**24. While involved in this sport, my study habits and grades improved.**

(n = 8)

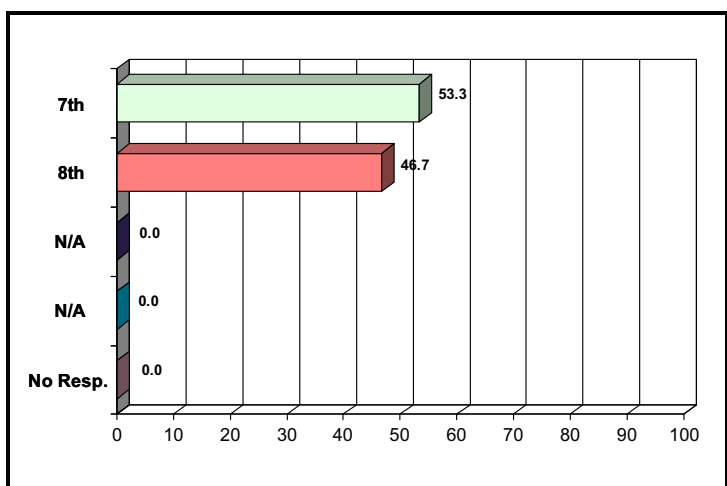
Responses	Freq.	Percent
Strongly Agree	5	62.5
Agree	2	25.0
Disagree	1	12.5
Strongly Disagree	0	0.0
Not Applicable	0	0.0
No Response	0	0.0

1. Gender:



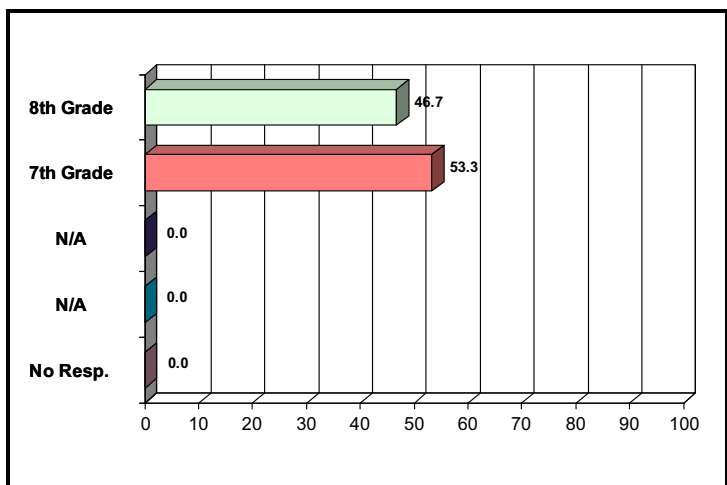
1. Gender: (n = 15)		
Responses	Freq.	Percent
Male	0	0.0
Female	15	100.0
No Response	0	0.0

2. Grade:



2. Grade: (n = 15)		
Responses	Freq.	Percent
7th	8	53.3
8th	7	46.7
N/A	0	0.0
N/A	0	0.0
No Response	0	0.0

3. Participation Level:



3. Participation Level: (n = 15)		
Responses	Freq.	Percent
8th Grade	7	46.7
7th Grade	8	53.3
N/A	0	0.0
N/A	0	0.0
No Response	0	0.0